



2008-2009 GMT Quarterly Report for District (or Undistricted) **District A 3**



GMT: **TERRY GRAHAM**

Location: **ONTARIO**

GMT CA: **1 & 2**

CLUBS

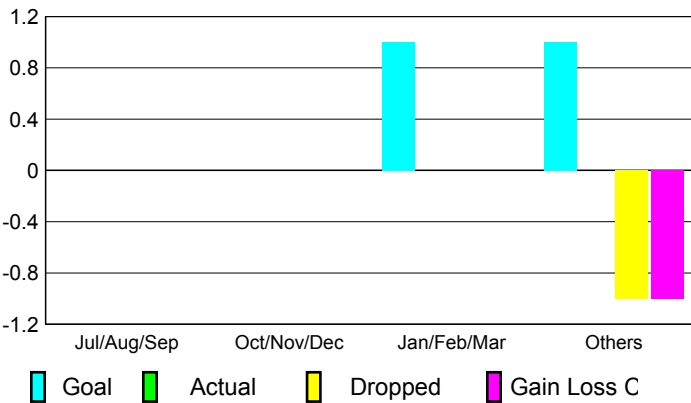
Club Results 2008-2009

Clubs 2007-2008

Month	New Club Goal	Actual New Clubs	Actual Dropped Clubs	Gain/Loss of Clubs	Gain/Loss of Clubs
Jul/Aug/Sep	0	0	0	0	0
Oct/Nov/Dec	0	0	0	0	0
Jan/Feb/Mar	1	0	0	0	1
Apr/May/June	1	0	-1	-1	0
Totals	2	0	-1	-1	1

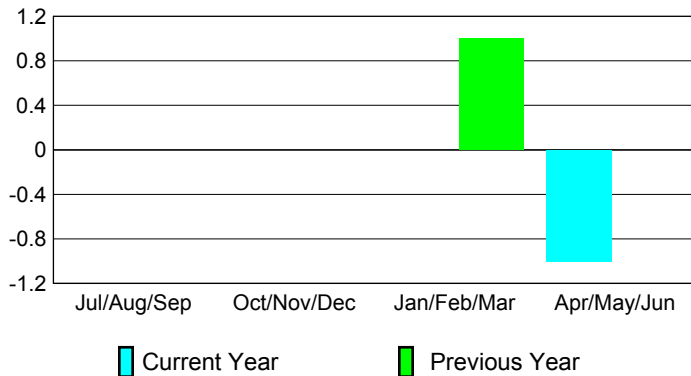
Club Results 2008-2009

Goal, New, Dropped, Gain/Loss



Comparison of Club Gain/Loss

Current Year Compared to the Previous Year



YTD Status Quo Clubs 2008-2009

Status Quo Clubs Compared to Status Quo Members



MEMBERSHIP

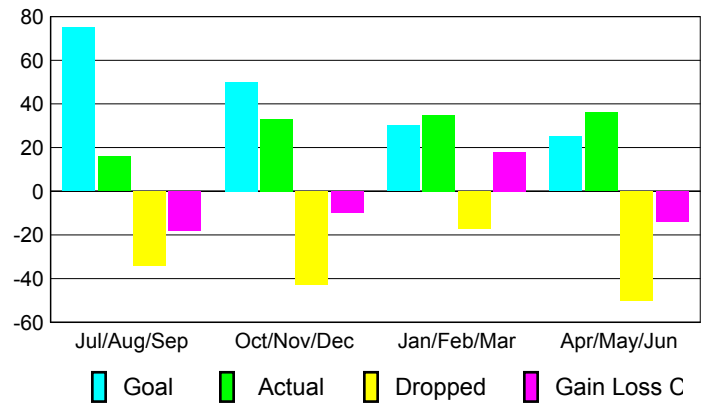
Membership Results 2008-2009

Membership 2007-2008

Month	Net Memb Goal	Actual New Memb	Actual Dropped Memb	Gain/Loss of Memb	Gain/Loss of Memb
Jul/Aug/Sep	75	16	-34	-18	-26
Oct/Nov/Dec	50	33	-43	-10	7
Jan/Feb/Mar	30	35	-17	18	21
Apr/May/June	25	36	-50	-14	7
Totals	180	120	-144	-24	9

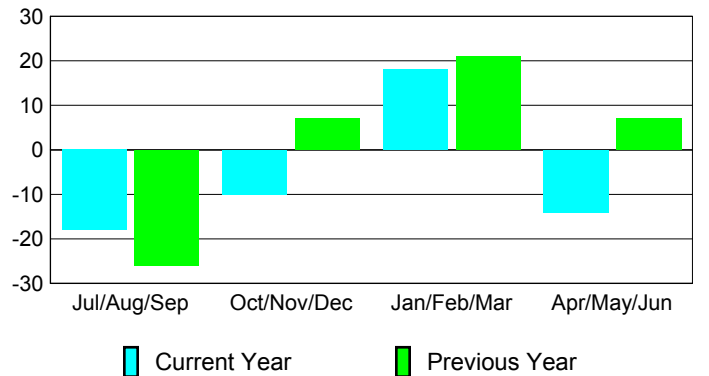
Membership Results 2008-2009

Goal, New, Dropped, Gain/Loss

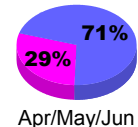
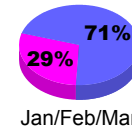
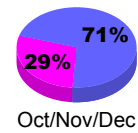
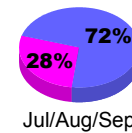


Comparison of Membership Gain/Loss

Current Year Compared to the Previous Year



Gender Comparison 2008-2009



Male

Female